


Controlled Drum Pouring with Your Hoist or Crane

Kontrol-Karriers with Power Drum Tilt Control

- Quick, sure below hook drum handling by one person with your monorail, crane, or chain block
- Improve safety and productivity
- Efficient controlled high level pouring
- Capacity: 1500 Lb. (680 kg) full drum
800 Lb. (363 kg) half-full drum
Unbalanced, bottom-heavy, partially full drum with shifting load is harder to tilt than a full drum.

Morse power-tilt Kontrol-Karriers for below-hook applications provide controlled drum tilt of 360° in both directions. Fully invert drum in just 15 seconds. Manipulate drum tilt angle above your reach.



Web strap and ratchet drum holder is sized to handle your 22.5" (570 mm) diameter 55-gallon (210 liter) steel drum. Use two web straps to secure around the drum.

Accepts options to handle various smaller diameter drums or a 55-gallon (210 liter) plastic drum.

Custom Stainless Steel
Models Available



AC powered models have 2-button pendant on 7 foot (2.1 m) cord.

Air powered models have a 3-position control valve on a 6 foot (1830 mm) hose. Air motor requires air supply at 20 psi at a rate of 22 scfm.

Steps to use Power Tilt Kontrol-KARRIER

1. Attach hoist hook to lifting point of Kontrol-KARRIER and move to upright drum
2. Mate Kontrol-KARRIER's drum holder to middle of drum and secure between drum ribs...
No tools needed
3. Lift drum and move to pouring station
4. Use controls to turn drum 360° in either direction, even while hoisted above your reach

Power Tilt Kontrol-Karriers

Ship fully assembled packaged in wooden crate.

Model #	Description	Drum Holder	Full Load Amp Draw
195A-1-115	AC Power-Tilt Kontrol-KARRIER, 1/3 HP/1 phase/115V motor	2 Web Straps & Ratchets	6.0
195A-1-220-50	AC Power-Tilt Kontrol-KARRIER, 1/3 HP/1 phase/220V 50Hz motor	2 Web Straps & Ratchets	3.2
195A-3-230	AC Power-Tilt Kontrol-KARRIER, 1/3 HP/3 phase/230V motor	2 Web Straps & Ratchets	1.6
195A-3-460	AC Power-Tilt Kontrol-KARRIER, 1/3 HP/3 phase/460V motor	2 Web Straps & Ratchets	0.8
195A-A	Air motor Power-Tilt Kontrol-KARRIER	2 Web Straps & Ratchets	Air Motor
195AM-A	Air Power Control, spark resistant parts	Cinch Chain and Ratchet	




Options and Accessories

Bracket Kit 4556-P to Prevent Drum from Slipping

Install the Bracket Assembly required to prevent a 55-gallon (210 liter) plastic drum from slipping. The Bracket is also recommended to more securely hold a fiber drum.

Bracket adjusts for 31" to 37" (787 to 940 mm) tall drum.

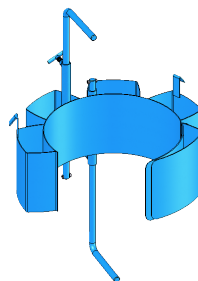


Model 195A-1-115 shown with
Bracket Assembly Kit # 4556-P
and Model 55/30-19 Diameter Adapter
for 30-gallon (114 liter) drum


Diameter Adapters for smaller size drum

Insert correct size Diameter Adapter to handle a smaller drum. Simply lift the Diameter Adapter out of the drum holder to return to handling a 55-gallon (210 liter) drum.

Diameter Adapters for 17.5" (444.5 mm) diameter or smaller drum have integrated brackets at top and bottom of the drum. Adjust brackets to securely hold a drum up to 38" (965 mm) tall.



Model 55/30-16
for 15.5" to 16"
(393.7 to 406.4 mm) diameter



Model 55/30-19
for 18.5" to 19"
(469.9 to 482.6 mm) diameter

Measure Drum Between Ribs to Ensure Correct Size Diameter Adapter



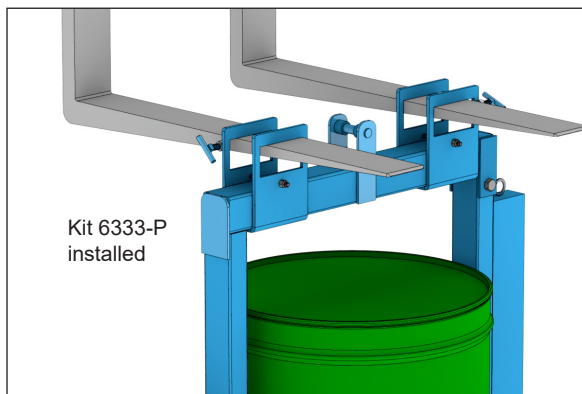

Adapters Fit Drum Outside Diameter Between Ribs

Measure outside
circumference half-way
down drum. Then divide
by pi (3.14).

Fork Pocket Kit 6333-P

Add fork pockets to below-hook drum handler

NOT for model with spark resistant parts.



Kit 6333-P
installed

Dimensions

