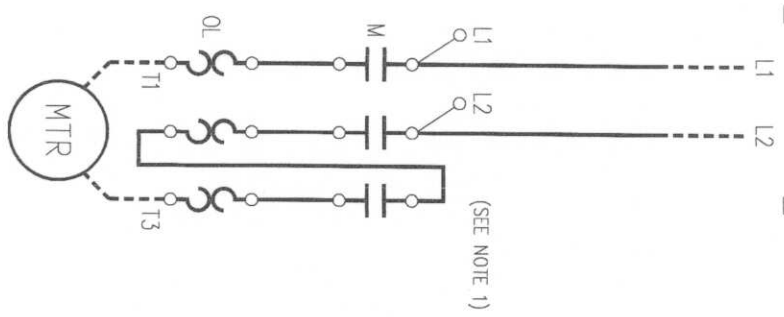
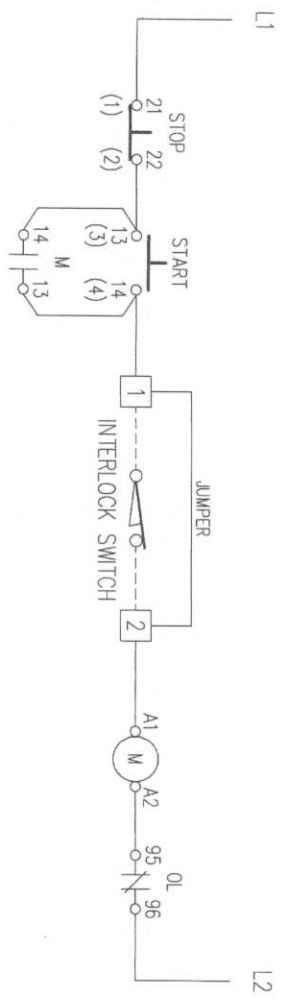


CUSTOMER TO SUPPLY PROPERLY PROTECTED  
INCOMING POWER AS PER LOCAL CODES.  
(USE 75°C COPPER WIRE ONLY)

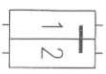
[ INCOMING POWER  
120V 1Ø 60HZ ]



NON COMBINATION  
230FLA



- NOTES:
- 1) SINGLE PHASE APPLICATIONS: 120VAC COILS AND ABOVE SHALL BE WIRED TO LINE SIDE L1 & L2.
  - 2) TB JUMPER TO BE REMOVED IF INTERLOCK SWITCH IS USED.
  - 3) X2 TERMINAL GROUNDED AS STANDARD, REMOVE IF NOT REQUIRED.



TERM. BLOCK DETAIL

NOTICE

THIS DRAWING IS THE CONFIDENTIAL PROPERTY OF SPRECHER SCHUH INC. and, as such, is subject to recall at any time. The drawing may not be reproduced, used or disclosed for any purpose except as authorized by SprecherSchuh Inc.

DRAWN BY:	MB
CHECKED BY:	MH
APPROVED BY:	PCD
DATE	

CUSTOM CONTROL PANEL  
FVNR W/ START-STOP  
PART NUMBER - 3818C-P  
AUBURN ARMATURE - MORSE MFG

HOUSTON,  
 SHEET 3 OF 3  
 DWS: NO.  
 CCP WS-615-1999