



Drum Tumbler with Automated Control Package and Enclosure

Tilt-To-Load Drum Tumbler with Automated Control Package and Safety Enclosure

**Automatically lifts your drum, rotates it for the time you set. . .
. . .then returns it to upright at floor-level**

A Tilt-To-Load Drum Tumbler with the advanced factory-installed Automated Control Package automatically lifts your drum, rotates for the time you set, and then returns it to upright position at floor-level for easy handling. The built-in safety interlock on the enclosure automatically shuts off the drum rotator when the gate is opened. Watch the video to see how it works.

- Tumble a steel, plastic or fiber drum from 29" to 37" (74 to 94 cm) tall
- Tumble drum from 18" to 23.5" (46 to 60 cm) in diameter
- Easily load upright drum at floor level with your drum truck or drum lifter hoist attachment
- Variable speed: 5 to 20 RPM
- Desired time of drum rotation can be set from a few seconds to 16 hours
- Control Package and Guard Enclosure Kit are included

Capacity:

- 800 Lb. (363 kg) Full Drum
- 400 Lb. (181 kg) Half-Full Drum. Half-Full Drum Rating is an indication of the capacity for tilting an unbalanced, bottom-heavy drum. A partially full drum with an unbalanced and shifting load is harder to tilt than a full drum.

MADE
IN
USA



Load your upright drum at floor level with a drum truck or drum lifter hoist attachment.

Set the desired time of drum rotation anywhere from a few seconds to 16 hours, push the start button, and walk away. You preset the tumbling speed from 5 to 20 RPM.

The enclosure has an integrated safety interlock, in accordance with OSHA requirements, so the machine automatically shuts off when the door is opened.



In case of any problem during operation, the tumbler can be interrupted by hitting the red emergency stop knob.

Outside post-to-post Dimensions:
L88" x W52" x H63.25"
(224 x 132 x 161 cm)



Install all Morse Rotators in accordance with OSHA requirements for enclosure and safety interlock, etc. so the rotator automatically turns off when enclosure door is opened. One way to accomplish this is with a Morse enclosure with safety interlock.

For OSHA compliance, see OSHA subpart O.1910.212(a)(4) "Barrels, containers, and drums. Revolving drums, barrels, and containers shall be guarded by an enclosure which is interlocked with the drive mechanism, so that the barrel, drum, or container cannot revolve unless the guard enclosure is in place."

Power connections and motor controls must comply with applicable codes.

Model #	Phase	Voltage	Hz	Amp Draw
311-1-115	1	115	60	23 *
311-1-230	1	230	60	11.5
311-3-230	3	230	60	5.0
311-3-460	3	460	60	2.5
311-3-575	3	575	60	2.0
Models for Countries with 50Hz Power Supply				
311-1-220-50	1	220	50	9.7
311-3-230-50	3	230	50	5.0
311-3-400-50	3	400	50	2.9



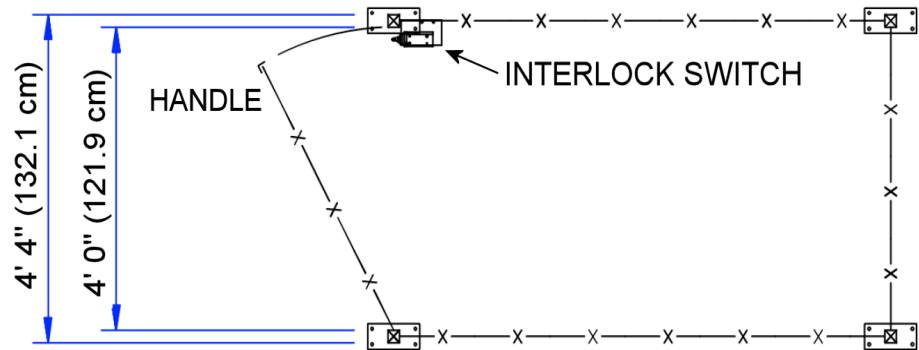
Tilt-To-Load Drum Tumbler with Automated Control Package and Safety Enclosure

* Requires 30 Amp circuit, and can have amp spikes higher than that.

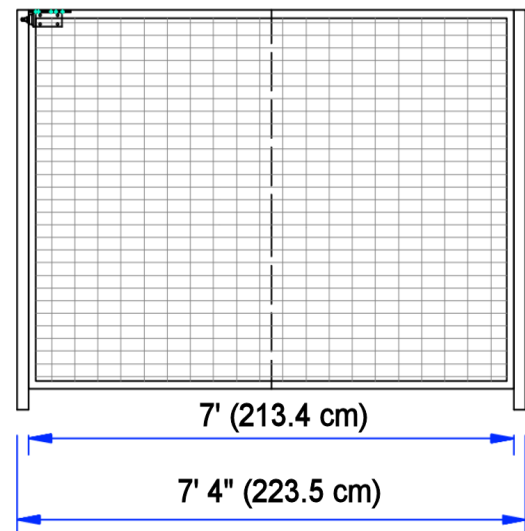
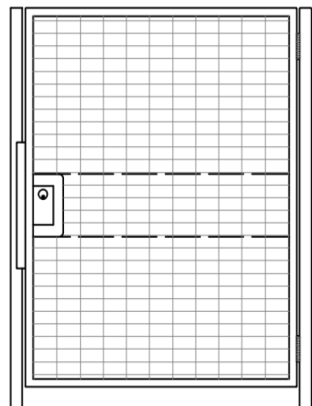
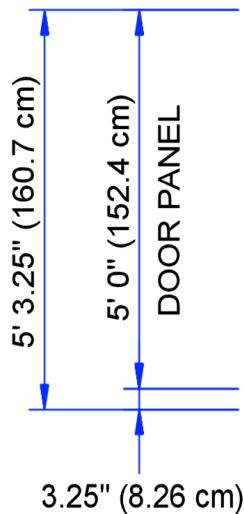


Safety Enclosure Dimensions

4' (121.9 cm) Wide Hinge Door Opening



MADE
IN
USA



Parts List			
Qty.	Width	Height	Description
1	4' 0" (123 cm)	5' 0" (152.4 cm)	Wire Mesh Panel
2	7' 0" (213 cm)	5' 0" (152.4 cm)	Wire Mesh Panel
1	3' 10-7/8" (119 cm)	5' 0" (152.4 cm)	Hinge Door
4	2" (5.1 cm)	5' 3.25" (161 cm)	Corner Post