

Clamp+GO Dolly Handle (Patented Design)

Reduce risks to workers with the ergonomic, safety-conscious Morse **Clamp+GO** Dolly Handle.

Attach to sidewall of round drum dolly with downward push to engage the quick-coupling mechanism. Disengage **Clamp+GO** from dolly with foot. Then quickly connect to another.

Pull or push to move drum around. Drum is far more stable because you apply even force below drum's center of gravity, and weight is more evenly distributed on all dolly wheels. You have greater control, and significantly reduce risk of tipping.

In contrast, lateral force at top of drum shifts over 70% of weight to front dolly wheels, which can make the dolly difficult to control, and potentially hazardous without warning - even topple over, especially if dolly wheels hit an obstruction, hole in floor, or while descending a slope.

Adjust **Clamp+GO** Dolly Handle with 2", 2.5" or 3" (5.08, 6.35 or 7.62 cm) tall round dolly sidewall. Works with all Morse round drum dollies, and with many other brands.

For storage, push dolly handle to upright position. Clip holds it in place.



- Ergonomic tool to move drum dollies
- Clamps onto various dollies
- Drum is far more stable with force applied below center of gravity
- Reduces risks to workers
- Helps prevent accidents
- Patented Design



Model #	Drum Palletizer / Pourer Description
24	Clamp+GO Dolly Handle
24-SS	Clamp+GO Dolly Handle made of type 304 stainless steel

Helps Prevent Accidents!


Someone left a dock leveler slightly raised. . .



. . .but it's no problem for the **Clamp+GO**!




More Difficult, and Less Safe



Pushing the top of the drum with the same horizontal force will result in a 73% load shift to the front wheels of the dolly. The dolly can become difficult to control and potentially hazardous - even tip over, especially if the dolly wheels hit an obstruction, a hole in the floor, or you descend a slope.

Easier, and More Stable



With the Morse **Clamp+GO** you have greater control, and significantly reduce risk of tipping with the weight evenly distributed across the four dolly wheels.

Pulling force required using the **Clamp+GO** to move a drum from 0 to 3 MPH in 5 seconds:

- Apply 70 Lb. for 1,000 Lb. (454 kg) drum
- Apply 35 Lb. for a 500 Lb. (227 kg) drum

Dimensions

Overall Dimensions: 45.125" x 10.625" x 5" (114.6 x 27 x 12.7 cm)

Handle length: 40.3" (102.4 cm)

Fits maximum dolly sidewall thickness of 3/16" (0.476 cm)

Adjust for different dolly sidewall heights:

Detail A: 2" (5.1 cm)

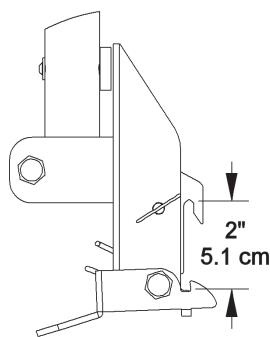
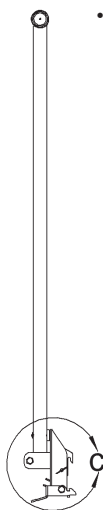
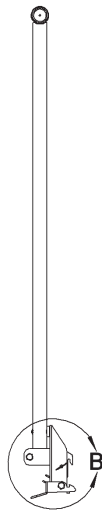

Detail B: 2.5" (6.4 cm)

Detail C: 3" (7.6 cm)

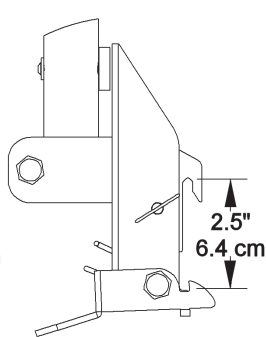
Domestic Ship weight: 11 Lb. (5 kg)

Domestic Ship dimensions: L46" W11" H6" (117 x 28 x 15.25 cm)

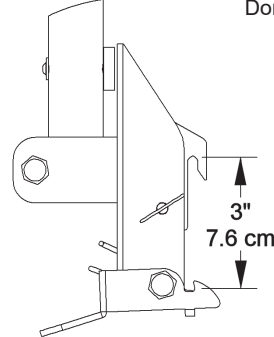
40.3"
102.4 cm



DETAIL A



DETAIL B



DETAIL C