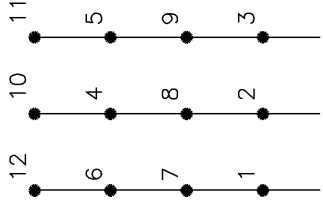
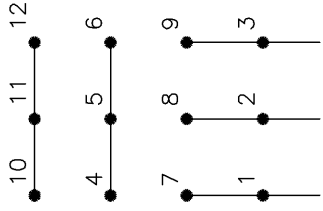


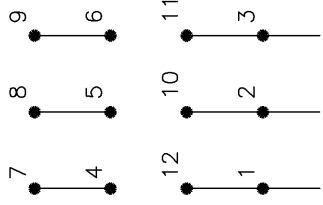
LOW VOLTAGE (2D)



MED. VOLTAGE (2Y)



HIGH VOLTAGE (1D)



LINE

LINE

LINE

NOTES:

1. INTERCHANGE ANY TWO LINE LEADS TO REVERSE ROTATION.
2. OPTIONAL THERMOSTATS ARE PROVIDED WHEN SPECIFIED.
3. ACTUAL NUMBER OF INTERNAL PARALLEL CIRCUITS MAY BE A MULTIPLE OF THOSE SHOWN ABOVE.
4. LEAD COLORS ARE OPTIONAL. LEADS MUST ALWAYS BE NUMBERED AS SHOWN.

REV. DESC:	REVISE TO SHOW OPTIONAL COLORS		
REV. LTR:	G	BY: JLP	REVISED: 01/19/99 4:09
			TDR: 0171435
			MDL: -
			FILE: AAA00008373
			MTL: -

CD0044

BALDOR ELECTRIC Co.

3PH, 1V, 12 LEADS, 2D/2Y/1D