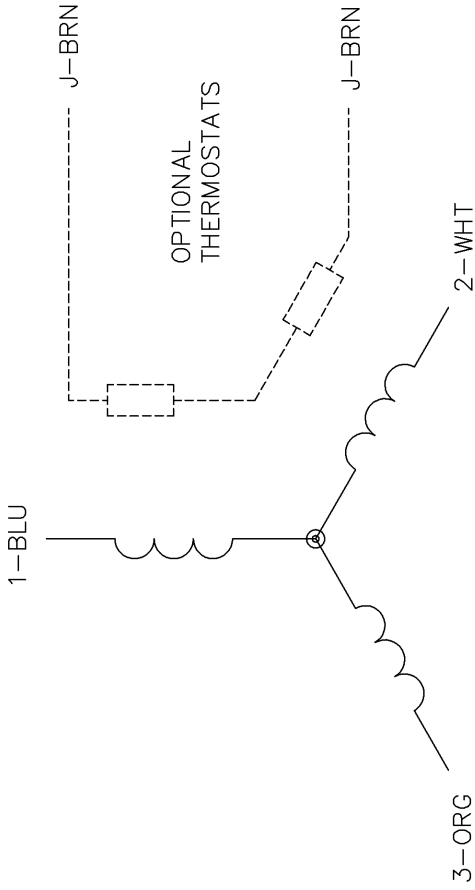
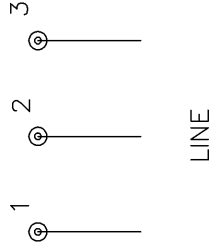
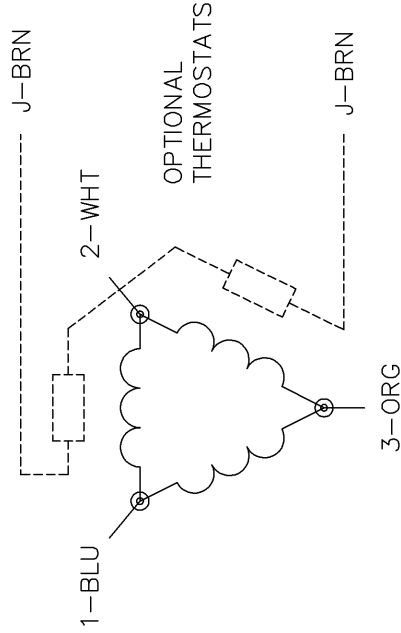


TYPICAL WYE-CONNECTED MOTOR



TYPICAL DELTA-CONNECTED MOTOR



NOTES:

1. THREE LEAD MOTOR MAY BE EITHER WYE CONNECTED OR DELTA CONNECTED.
2. INTERCHANGE ANY TWO LINE LEADS TO REVERSE ROTATION.
3. OPTIONAL THERMOSTATS ARE PROVIDED WHEN SPECIFIED.
4. ACTUAL NUMBER OF INTERNAL PARALLEL CIRCUITS MAY VARY.
5. LEAD COLORS ARE OPTIONAL. LEADS MUST BE NUMBERED AS SHOWN.

REV. DESC: REVISE TO SHOW OPTIONAL COLORS

REV. LTR: D BY: JLP REVISED: 01/21/99 4:02 TDR: 0171435

FILE: AAA00005141 MDL: -

MTL: -

900000

BALDOR ELECTRIC Co.

3PH, 3V, 3 LEADS, WYE OR DELTA CONNECTED