



CE Marked Tilt-To-Load Drum Tumblers include Enclosure with Safety Interlock

- Rotate drum “corner-over-corner” at 4 to 16 RPM
- Set timer to tumble up to 16 hours
- Thoroughly mix contents inside a sealed drum
- Easy to load upright drum at floor-level
- Tumble a steel, plastic or fiber drum
 - 28” to 37” (711 to 940 mm) tall
 - 18” to 23.5” (457 to 597 mm) in diameter
- Capacity: 363 kg (800 Lb.) Full Drum
181 kg (400 Lb.) Half-Full Drum

Morse CE Marked Tilt-To-Load Drum Tumblers with included Enclosure and Safety Interlock are fully tested and certified compliant with European directives.


Designed to rotate your drum for the time you set to thoroughly mix drum contents. Set the time of drum rotation anywhere from a few seconds to 16 hours. You can adjust the tumbling speed from 4 to 16 RPM.

Once mixing is complete, use the controls to return drum to upright position at floor-level for easy handling.

The enclosure has an integrated safety interlock, in accordance with European directives, so the machine automatically shuts off when the door is opened.

In case of any problem during operation, the tumbler can be interrupted by pressing the red emergency stop knob.

Power connections and motor controls must comply with applicable local codes.



Rotate a STEEL drum



Rotate a PLASTIC drum



Rotate a FIBER drum



Rotate a 114L (30-gallon) drum

Model #	Description	Motor	Phase	Volts	Hz	Amp Draw	Drum RPM
310-1-50-CE	CE Marked Drum Tumbler and Enclosure with Safety Interlock	2HP TEFC	1	220	50	9.7	4 to 16
310-3-50-CE	CE Marked Drum Tumbler and Enclosure with Safety Interlock	2HP TEFC	3	400	50	2.9	4 to 16

310 SPECIFICATION SHEET (CE Marked)	
Capacity: Full Drum 1/2-Full Drum	363 kg (800 Lb.) 182 kg (400 Lb.)
Drum Holder Specs: Drum Diameter Drum Height	45.72 cm to 59.69 cm (18" to 23.5") 73.66 cm to 93.98 cm (29" to 37")
Drum RPM:	4 to 16 Variable Speed
Machine Height: Loading Position Tumbling Position	126.37 cm (49.75") 139.70 cm (55")
Machine Floor Space: Loading Position Tumbling Position	154.94 cm x 99.06 cm (61" Long x 39" Wide) 154.94 cm x 99.06 cm (68" Long x 39" Wide)
Enclosure Height:	160.66 cm (63.25")
Enclosure Floor Space:	223.52 cm x 132.08 cm (88" Long x 52" Wide)
Shipping Weight:	870.9 kg (1916 Lb.)
AC Motor Specs for Model 310-1-50-CE 2HP 1PH 2850 RPM 50HZ 56C TEFC	VOLTS (AMP DRAW) 220V (9.7 Amps)
AC Motor Specs for Model 310-3-50-CE 2HP 3PH 2850 RPM 50HZ 56C TEFC	VOLTS (AMP DRAW) 400V (3 Amps)
Max Hydraulic Pressure:	2100 PSI




1. Load your upright drum at floor level with a drum truck or below-hook drum lifter



2. Secure drum in holder with ratchet strap. . .



3. . . .and two top clamps




4. Close enclosure gate. Integrated safety interlock prevents drum rotation until the gate is closed, and automatically stops drum rotation if gate is opened during operation.




Magnet door closure

Control Station



**MADE
IN
USA**



5. Push START button to activate power



6. Set timer to rotate drum for desired time, from just a few seconds... up to 16 hours




7. Use TILT handle to raise the drum into rotating position



8. Use the ROLL handle to begin drum rotation



9. Adjust drum rotation from 4 to 16 RPM

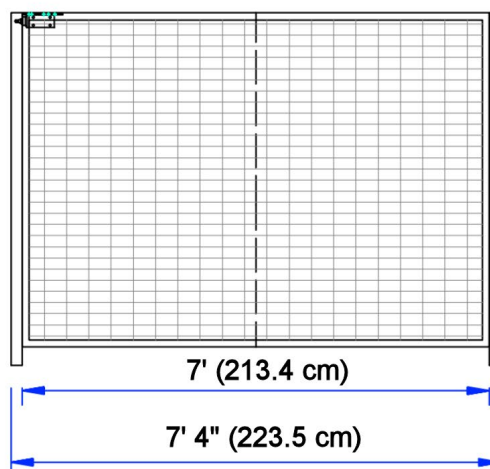
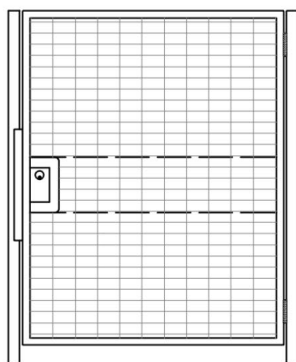
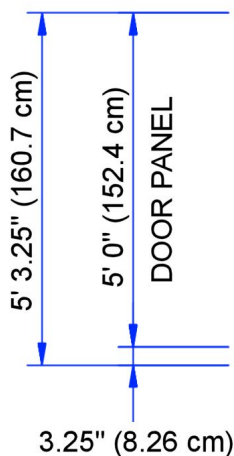
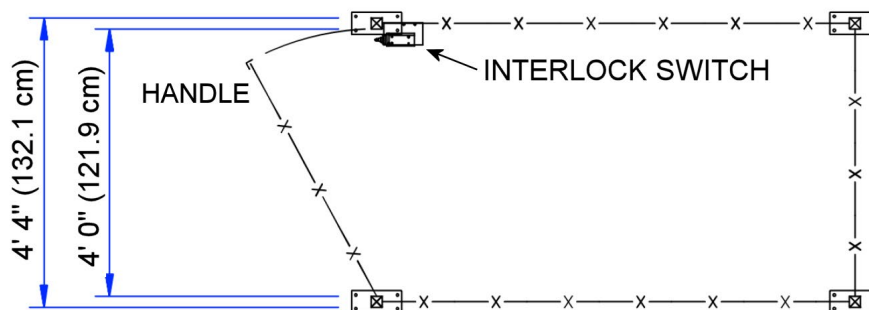


MADE
IN
USA

Outside Post-to-Post Dimensions

L223.5 cm x W132.1 cm x H160.7 cm (L88" x W52" x H63.25")

4' (121.9 cm) Wide Hinge Door Opening



Guard Enclosure Components

Qty.	Width	Height	Description
1	123 cm (4' 0")	152.4 cm (5' 0")	Wire Mesh Panel
2	213 cm (7' 0")	152.4 cm (5' 0")	Wire Mesh Panel
1	119 cm (3' 10-7/8")	152.4 cm (5' 0")	Hinge Door
4	5.1 cm (2")	161 cm (5' 3.25")	Corner Post