



Designed for use with up to 1,000 Lb. (454 kg) drum

Clamp+GO™ Dolly Handle (Patented Design)

Model 24

Reduce risks to workers with the ergonomic and safety conscious Morse **Clamp+GO™** Dolly Handle. Attach **Clamp+GO™** to the sidewall of a drum dolly with a downward push to engage the quick-coupling mechanism. Then pull or push to move your drum around. Easily move into and out of confined areas.

Increase worker safety by moving drum dollies with the **Clamp+GO™**. Don't risk catching your fingers between the drum and other objects. Your drum is far more stable because you apply even force below the drum's center of gravity.

For safety reasons, use caution to maintain control and avoid tipping when pushing at the top of your drum to move a drum dolly. Lateral force at the top of the drum shifts over 70% of the weight to the front dolly wheels. This can make the dolly difficult to control, and potentially hazardous without warning - even topple over, especially if the dolly wheels hit an obstruction, a hole in the floor, or while descending a slope.


Decrease the risk of this happening by attaching the **Clamp+GO™** to the drum dolly. You then pull from the bottom of the drum to move it around, with weight far more evenly distributed on all dolly wheels. You have greater control, and significantly reduce risk of tipping.



The **Clamp+GO™** can be used with round drum dollies of various sizes. Move the quick-pin to adjust for 2", 2.5" or 3" (5.08, 6.35 or 7.62 cm) tall dolly sidewall. **Clamp+GO™** works with all Morse round drum dollies, and with many other brands.

Use steel-toe boot to disengage **Clamp+GO™** from your dolly. . . then quickly connect to another. Always comply with the maximum capacity of the drum dolly being handled.

For convenient storage, push the **Clamp+GO™** handle to upright position, and a magnet holds it in place.



- Ergonomic tool to move drum dollies
- Clamps onto various dollies
- Drum is far more stable because force is applied below the center of gravity
- Reduces risks to workers
- Helps prevent accidents
- Patented Design

Helps Prevent Accidents!

Someone left a dock leveler slightly raised, and . . .



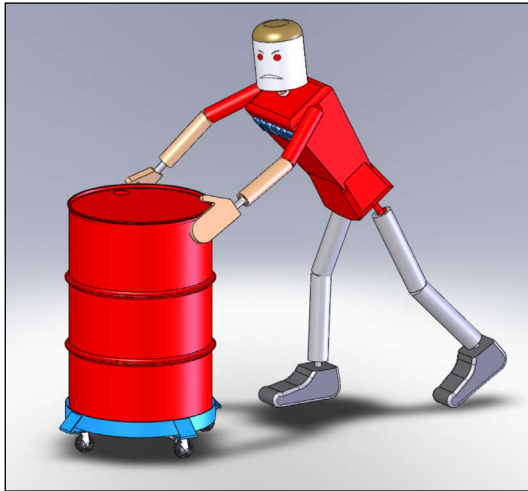
. . .but it's no problem for the **Clamp+GO™** !



Model #	Drum Palletizer / Pourer Description
24	Clamp+GO™ Dolly Handle
24-SS	Bead Blast finish Type 304 stainless steel Clamp+GO™ Dolly Handle

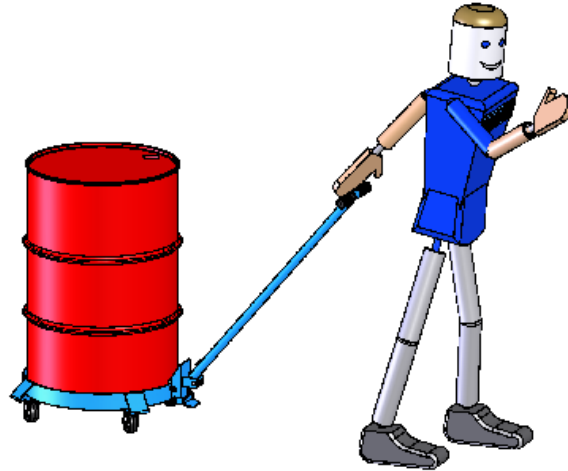
MADE
IN
USA

More Difficult, and Less Safe



Pushing the top of the drum with the same horizontal force will result in a 73% load shift to the front wheels of the dolly. The dolly can become difficult to control and potentially hazardous - even tip over, especially if the dolly wheels hit an obstruction, a hole in the floor, or you descend a slope.

Easier, and More Stable

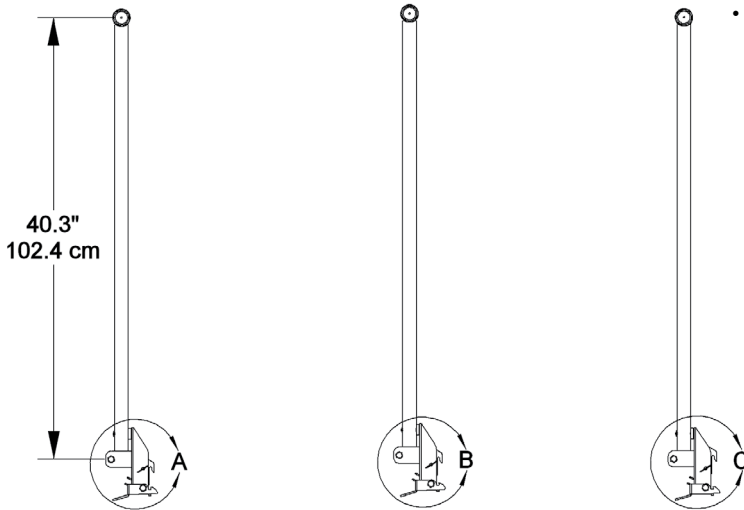


With the Morse **Clamp+GO** [™] you have greater control, and significantly reduce risk of tipping with the weight evenly distributed across the four dolly wheels.

Pulling force required using the **Clamp+GO** [™] to move a drum from 0 to 3 MPH in 5 seconds:

- Apply 70 Lb. for 1,000 Lb. (454 kg) drum
- Apply 35 Lb. for a 500 Lb. (227 kg) drum

MADE
IN
USA



Dimensions

Overall Dimensions: 45.125" x 10.625" x 5"
(114.6 x 27 x 12.7 cm)

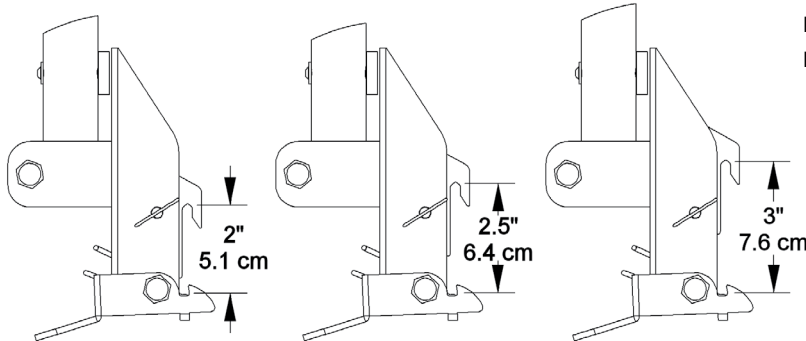
Handle length: 40.3" (102.4 cm)

Adjust for different dolly sidewall heights:

- Detail A: 2" (5.1 cm)
- Detail B: 2.5" (6.4 cm)
- Detail C: 3" (7.6 cm)

Domestic Ship weight: 11 Lb. (5 kg)

Domestic Ship dimensions: L46" W11" H6"
(117 x 28 x 15.25 cm)



DETAIL A

DETAIL B

DETAIL C