


Lift and Stack an Upright Drum

- Stack a Drum up to 101" (257 cm) high
- Grips Top Rim of Steel, Plastic or Fiber Drum
- Handles Upright Drum Only
- You control the lifting height
- Ergonomic Power-Lift Models
- Capacity: 800 Lb. (363 kg)

MORSPEED™ jaws handle virtually any rimmed drum... even a drum with straight wall or deformed ribs



Wide **MORSPEED™** jaws, are contoured to securely grasp drum rim. Encased mechanism provides precise, reliable, automatic drum gripping.



522 Series Stack a Drum up to 101" (257 cm) high




512 Series Stack a Drum up to 45" (114 cm) high

Handle Various Drums

- Steel drum with closed head, or with removable top with clamp ring on and secured
- Rimmed plastic drum with non-removable top, or with lid on and secured
- Fiber drum with metal clamp ring closure secured
- Even works with straight walled or damaged drums
- Requires 24" (61 cm) minimum drum height, but will work with any diameter drum
- Requires 75 Lb. (34 kg) minimum drum weight to actuate jaws

Contact Morse for advice on suitability of unusual drums or rim shapes.

Option

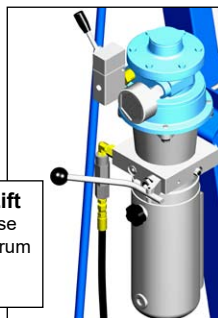


Belt Kit Option # 2523-P puts a shock absorbent surface in front of the steel backrest of the **MORSPEED™** to protect the finish on your drum. It is easy to install using 4 bolts provided.

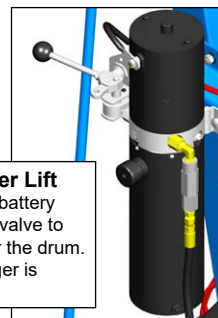
Ergonomic Power Lift Models



Electric Power Lift
Use switch to raise the drum. Lower the drum with manual release valve.



Air Motor Power Lift
Use on/off valve to raise the drum. Lower the drum with manual release valve.



Battery Power Lift
Self contained battery power-lift. Use valve to raise and lower the drum. Separate charger is included.



Model # 512-125 with battery power drum lift.
Battery and charger are included.

Model Numbers						Export Crate		
Model #	Maximum Lift Height	Lift Function	Motor Control	Domestic Ship Weight	Domestic Ship Dimensions	Crate #	Crate Dimensions	Crate Weight
512	45" (114 cm)	Manual Hand Pump	N/A	625 Lb. (283 kg)	L74" x W48" H83" (188 x 122 x 211 cm)	3004X-P	L63" x W46" x H85" (160 x 117 x 216 cm)	330 Lb. (150 kg)
512-120		AC Motor *	Switch, Cord, Plug	620 Lb. (281 kg)				
512-124		Air Motor, Vane Type	On/Off Valve	606 Lb. (275 kg)				
512-125		12V DC **	Built-in	610 Lb. (277 kg)				
522	101" (257 cm)	Manual Hand Pump	N/A	825 Lb. (374 kg)	L74" x W48" H82" (188 x 122 x 208 cm)	3735X-P	L68" x W47" x H87" (173 x 119 x 221 cm)	330 Lb. (150 kg)
522-120		AC Motor *	Switch, Cord, Plug	820 Lb. (372 kg)				
522-124		Air Motor, Vane Type	On/Off Valve	785 Lb. (356 kg)				
522-125		12V DC **	Built-in	810 Lb. (367 kg)				

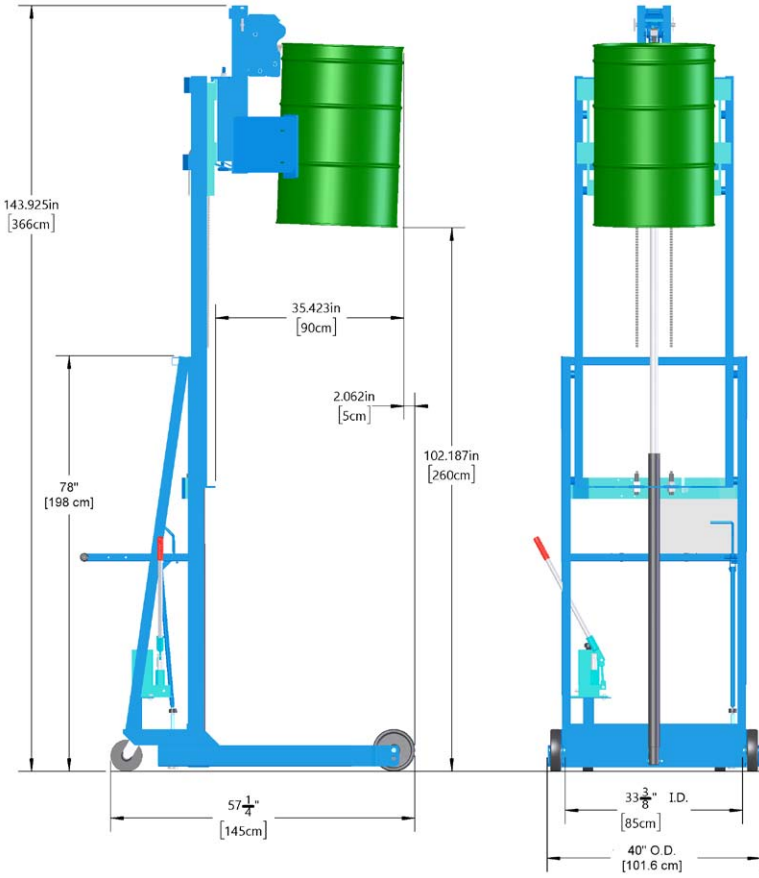
* Standard AC motors are TEFC, 1HP for 115V AC, 60Hz.

** 12V DC power includes battery and 110V AC charger.

Dimensions

522 Series

Two-Stage models lift an upright drum up to 101" (257 cm) high.
 Frame retracts to a minimum height of 78" (198 cm).
 Turning Radius: 68.25" (174 cm)



512 Series

Single-Stage models lift an upright drum up to 45" (114 cm) high.
 Frame retracts to a minimum height of 78" (198 cm).
 Turning Radius: 61" (155 cm)

