



Below-Hook Drum Karriers



Model 85i

- Lift a 22.5" (57 cm) diameter Ribbed 55-Gallon (210 liter) Steel Drum with your Crane
- Manually Turn Drum to Dispense Within Reach
- Capacity: 800 Lb. (363 kg) full drum
500 Lb. (227 kg) half-full drum
- Every unit is factory load tested and ships with load test certificate
- Add options to handle a plastic or fiber drum
- Add the correct size Diameter Adapter for each smaller drum



Model 85i-SS

Drum Holder with Web Strap and Ratchet
Models 85i and 85i-SS have a web strap and ratchet mechanism to secure your drum in the holder. The drum holder accepts the Bracket Assembly required for a plastic drum, and Diameter Adapters (shown on side 1), which enable you to handle a variety of drums.

Morse Drum Karriers are built with welded structural steel for long service. Use the tilt locks at each side of the frame to lock the drum in any of 5 positions. When unlocked, manually tilt the drum to any angle for discharging contents, and rotate drum by hand 360° in either direction.

Ship fully assembled in a durable carton by UPS, FedEx or by truck class 77.5

Model #	Description	Domestic Ship Weight	Domestic Ship Dimensions
85i	Made of carbon steel painted blue	46 Lb. (20.9 kg)	L39" W27" H10" (99 x 68 x 25.4 cm)
85i-SS	Made of type 304 stainless steel. Welds are NOT ground or polished	46 Lb. (20.9 kg)	L39" W27" H10" (99 x 68 x 25.4 cm)

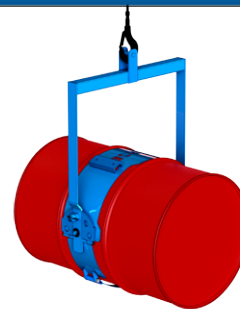
How to Use Below-Hook Drum Karriers



The suspended Drum-Karrier is pushed against the drum so that the drum holder is positioned to engage between the drum ribs.




Tighten web strap around the drum to secure it in the drum holder. No tools are required. Raise the hoist and move drum to for dispensing.



The drum can be locked in 5 different positions (see drawing below). Pull out the tilt locks. Then tilt the drum by hand to dispense its contents. You can turn drum 360° in either direction.

Options for 85i Series Drum Karriers



Top Rim Clamp Kit

Kit # 4560-P Top Rim Clamp
Kit # 4560SS-P Stainless Steel Top Rim Clamp

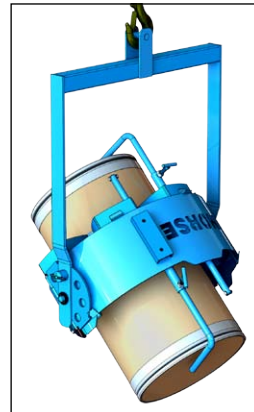
The Top Rim Clamp grips the upper rim of a 55-gallon (210 liter) RIMMED plastic or fiber drum to prevent it from slipping through the drum holder. Clamp it to the top rim of your drum, then secure the web strap around the drum as usual.



Bracket Assembly Kit

Kit # 4556-P Bracket Assembly
Kit # 4556SS-P Stainless Steel Bracket Assembly

The Bracket Assembly is required for handling a RIMLESS 55-gallon (210 liter) plastic drum. It provides a brace at the top and bottom of drum to prevent it from slipping lengthways through drum holder. It adjusts for a 31" to 39" (78.7 to 99 cm) tall drum.



Diameter Adapters

Insert correct size Diameter Adapter into drum holder to handle a smaller drum. Adapters for a 18.5" (47 cm) diameter or larger can be used in combination with the Bracket Assembly. Diameter Adapters for a drum with 17.5" (44.5 cm) diameter or smaller have integrated end brackets which adjust for a drum up to 38" (96.5 cm) tall.



Cinch Chain and Ratchet Option

The cinch chain is more durable than the web strap, is washable and resistant to many chemicals.

Option # 6075i-P
Factory installed Cinch Chain and Ratchet on new model 85i

Option # 6075SSi-P
Factory installed Stainless Steel Cinch Chain and Ratchet on new model 85i-SS

MADE
IN
USA

Fork Pocket Kit

Fork Pocket Kit # 6315-P

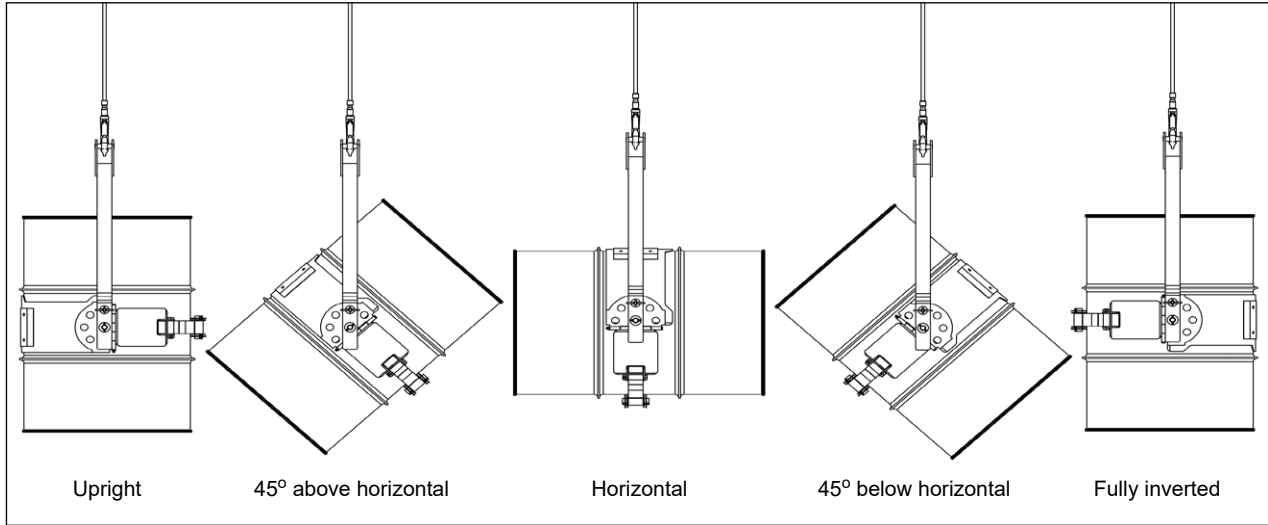
Add fork pockets to below-hook drum handler. Install on model 85A, 85G, 85i, 86, 185A, 185G, 185A-HD or 185G-HD.

NOT for model with spark resistant parts.



Kit 6315-P installed on model 185A

Drum Lock Positions



MADE
 IN
 USA

