



**MORSE** 

# 500 SERIES

SPECIFICATIONS SHEET

## VERTICAL-LIFT DRUM POURERS

### Precision Drum Lifting & Dispensing

The 500 Series drum handlers are designed for safe and controlled lifting, tilting, and dispensing of drums up to 106" (269 cm) high. With manual and hydraulic-powered options, you can effortlessly lift, tilt, and pour while maintaining precise control over lifting height and pouring angle. For enhanced efficiency, scale-equipped models allow you to weigh as you pour, ensuring accurate batching.

#### Key Features & Benefits

- Lift, move, and control dispensing of drums with ease.
- Precise 360° tilt control in either direction.
- Hydraulic lift and tilt options make handling heavy drums simple.
- Vertical lifting track keeps the drum reach constant throughout the lift range.
- Heavy-duty hydraulic lift cylinders include a velocity fuse for safety, providing full-line shutoff in case of failure.
- Manual lift and tilt models available for flexibility.
- Dispense into vats, hoppers, mixers, or containers up to 106" (269 cm) high.
- Capacity:
  - 800 lbs (363 kg) for a full drum.
  - 500 lbs (227 kg) for a half-full\* drum.
- Models available with spark-resistant parts for hazardous environments.



Model 520-115 shown has DC powered lift and tilt to pour a drum up to 106" (2.7 m) high.

\* Half-full rating is based on tilt mechanism's capacity for handling a bottom heavy drum. A partially full drum with unbalanced and shifting load is harder to tilt than a full drum.

**MORCINCH**  
Drum Handling System



- Automatically adjusts for 22" to 23.5" (56 to 59.7 cm) diameter drum
- Accepts Diameter Adaptors for your smaller drum
- Bolt-On Bracket Assembly to handle a plastic drum, recommended to more securely handle a fiber drum
- Bolt-on Top Rim Clamp for 55-gallon (210 liter) plastic drum or fiber drum
- Includes a flexible cover on the cinch chain to help protect the sidewall of your drum
- Incorporates alloy cinch chain and durable stress relief weld joints



[morsedrum.com](http://morsedrum.com)



[service@morsedrum.com](mailto:service@morsedrum.com)



(315) 437-8475



103 Kuhn Road, Syracuse, NY, 13208 USA



# 500 SERIES

## Vertical-Lift Drum Pourers

### SPECIFICATIONS SHEET

## Scale-Equipped Models, Weigh As You Pour!

With scale-equipped models, you can accurately measure drum contents while dispensing, optimizing material use and preventing waste.

- Digital indicator displays weight in lbs or kg with an accuracy of  $\pm 0.2\%$ .
- Four load cells provide precise weight readings regardless of the drum's tilt angle.
- Touchpad controls allow easy tare entry for accurate batching.
- Battery-saving "sleep" mode turns off the indicator when not in use.
- Maximum operating temperature: 104°F (40°C).
- Calibration & Installation:
  - Scales are installed and calibrated before leaving the Morse factory.
  - Users should have local scale service personnel verify accuracy after transportation.

### Two Scale Options

- T-Type Scale (Intrinsically Safe for Hazardous Areas)
  - Ultra-low power intensity (ULPI) indicator, approved for all NEC hazardous classifications.
  - Compatible with hand-pumped or air-powered drum handlers in hazardous environments.
  - Includes battery pack and 115V/60Hz charger (220V/50Hz applications require a step-down transformer, Part #93740-P).
  - Models with spark-resistant Monel parts are indicated by an "M" in the model number.
- N-Type Scale (General Purpose, NOT for Hazardous Areas)
  - Economical weighing system for standard applications.
  - Powered by five alkaline D-cell batteries.



Model 515-T-114 shown is equipped with an intrinsically safe scale and air powered lift and tilt.



"T" Type Intrinsically safe scale indicator for use in hazardous areas.

"N" Type scale indicator NOT for hazardous environments.

## MORCINCH™ Options

The MORCINCH™ drum holder on Hydra-Lift Karriers is designed to handle a 55-gallon (210 liter) steel or fiber drum. It automatically adjusts from 22" to 23.5" (56 to 59.7 cm) in diameter. The cinch chain with pawl and ratchet mechanism is used to secure the drum in the holder. To handle other drums, order one of the following:

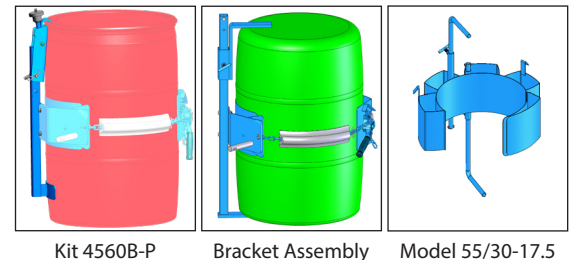
Install Top Rim Clamp Kit 4560B-P to safely handle a RIMMED 30-gallon to 55-gallon (114 to 210 liter) size plastic drum. Grips upper drum rim to prevent slipping length-ways.

- Kit #4560B-P Rim Clamp Assembly
- Kit #4560BM-P Spark Resistant Rim Clamp Assembly

The Bracket Assembly provides a brace at top and bottom of your drum to prevent it from slipping lengthways through the drum holder. The Bracket Assembly is required to handle a rimless plastic drum, and recommended to more securely handle a fiber drum. It adjusts for 31" to 39" (79 to 99 cm) tall drum.

- Part # 4556-P Bracket Assembly
- Part # 4556M-P Spark Resistant Bracket Assembly

For a smaller diameter drum, Diameter Adaptors install easily without tools and are quickly removed. Diameter Adaptors for 17.5" (44.5 cm) diameter or smaller have brackets at top and bottom of the drum. They adjust for a drum up to 38" (96.5 cm) tall. Spark resistant and stainless steel Diameter Adaptors are also available.



Kit 4560B-P

Bracket Assembly

Model 55/30-17.5

DIAMETER ADAPTORS		
DIAMETER ADAPTORS	SPARK RESISTANT	FITS DIAMETER
55/30-20.5	55/30M-20.5	20" to 20.5" (50.8 to 52.1 cm)
55/30-19	55/30M-19	18.5" to 19" (47 to 48.3 cm)
55/30-17.5	55/30M-17.5	17" to 17.5" (43.2 to 44.5 cm)
55/30-16	55/30M-16	15.5" to 16" (39.4 to 40.6 cm)
55/30-14.5	55/30M-14.5	14" to 14.5" (35.6 to 36.8 cm)

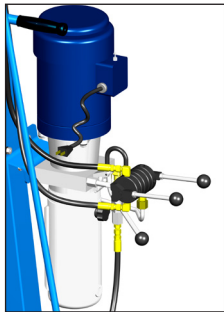


To order complete units with any of the power options below, use the power option number as a suffix on manual model number. Example: Model 520-115 has battery powered lift and tilt up to 106" (269 cm) high. Power-Tilt Options must be ordered on new units from the factory. All units with power options factory installed are shipped fully assembled.


POWER LIFT & TILT MODELS

Power Lift and Tilt Models make drum handling easier and faster. There are two hand valve controls: One for the power-lift function and a second for power-tilt.

POWER SUFFIX	MOTOR TYPE	MOTOR CONTROL	SHIP WEIGHT ADDER
-110	AC, 1HP/115V, TEFC	Switch, Cord, Plug	75 Lb. (34 kg)
-114	Air, Vane Type	On/Off Valve	95 Lb. (43 kg)
-115	DC, 12V	Built-in	120 Lb. (54.4 kg)



**Electric Power Lift & Tilt**  
Hold momentary switch and lift valve to raise drum. Use second valve to control the hydraulically driven drum tilt. Lower the drum with manual release valve.



**Air Power Lift and Tilt**  
Hold on/off valve and lift valve to raise the drum. Use a second valve to control the hydraulically driven drum tilt. Lower the drum with manual release valve. Air motor requirements: 40 to 60 PSI at 40 SCFM.



**Battery Power Lift and Tilt**  
Self contained battery power lift and tilt. Operate battery power controls to raise and tilt drum. Separate charger is included.

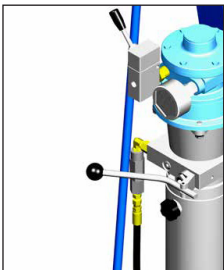
POWER LIFT WITH MANUAL TILT

Power-Lift Models ease drum lifting, but retain manual tilt control. Hand crank tilt control is on 60" (152 cm) lift height units. Models with 106" (269 cm) lift heights have pull chain and chain wheel tilt control.

POWER SUFFIX	MOTOR TYPE	MOTOR CONTROL	SHIP WEIGHT ADDER
-120	AC, 1HP/115V, TEFC	Switch, Cord, Plug	40 Lb. (18 kg)
-124	Air, Vane Type	On/Off Valve	25 Lb. (11 kg)
-125	DC, 12V	Built-in	85 Lb. (38 kg)



**Electric Power Lift**  
Use switch to raise the drum. Lower the drum with manual release valve.



**Air Motor Power Lift**  
Use on/off valve to raise the drum. Lower the drum with manual release valve. Air motor Requirements: 40 to 60 PSI at 40 SCFM.




**Battery Power Lift**  
Self contained battery power-lift. Operate battery power controls to raise and lower drum. Separate charger is included.

Existing manual lift models can be converted to power lift. Order Power-Lift Kit for "Field installation," such as O-120FILC-500, O-124FILC-500, or O-125FILC-500.  
NOTE: 12V Deep Cycle Lead Acid Battery is designed for domestic shipment only. For export shipment, choose option "NB" No Battery. Customer must obtain battery before use. Exide # 27MDP 12V Deep Cycle Battery or equivalent.

MORStop Tilt-Brake

Option # 3900i-P (Factory Installed)

We recommend the MORStop Tilt-Brake on models with manual tilt. It automatically holds the drum tilt angle and prevents uncontrolled turning, even when drum contents shift.



Web Strap with Ratchet


Option # 5115i-P

MORCINCH Drum Holder with Web Strap and Ratchet option installed (not for use on spark resistant models).

3-Piece Drum Holder

Option # G-400

The optional 3-Piece Drum Holder is for handling only a 22.5" (57.2 cm) diameter 55-gallon (210 liter) steel drum. It surrounds your drum with a hinged metal band.





# 500 SERIES

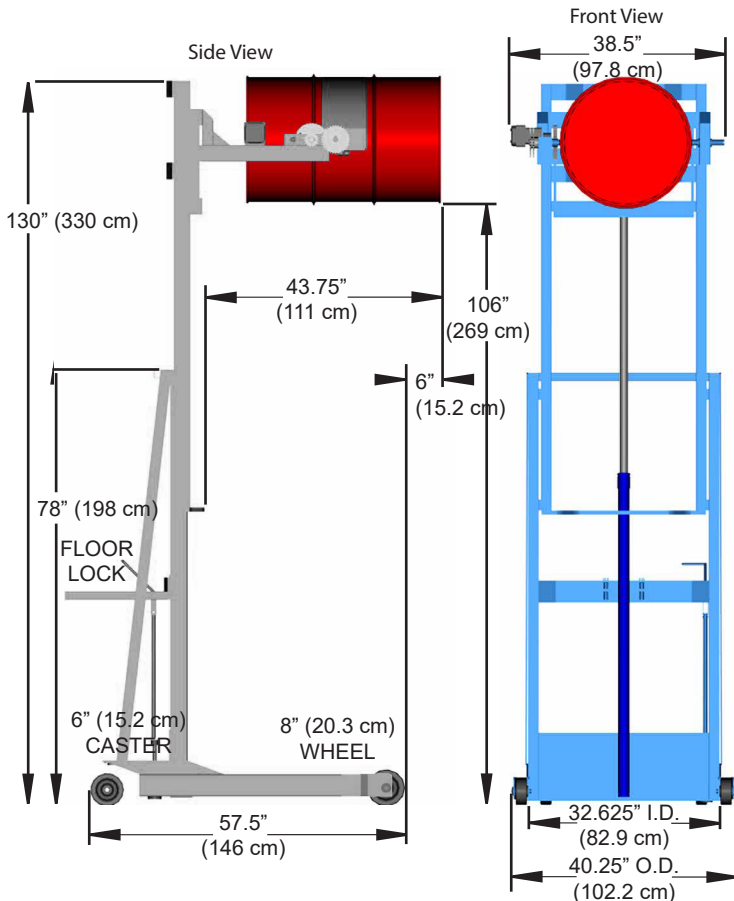
## Vertical-Lift Drum Pourers

### SPECIFICATIONS SHEET

		AC MOTOR * POWER HYDRAULIC LIFT & TILT	AIR MOTOR † POWER HYDRAULIC LIFT & TILT	12V DC ** POWER HYDRAULIC LIFT & TILT	AC MOTOR * POWER HYDRAULIC LIFT, MANUAL TILT ***	AIR MOTOR † POWER HYDRAULIC LIFT, MANUAL TILT ***	12V DC ** POWER HYDRAULIC LIFT, MANUAL TILT ***	MANUAL HYDRAULIC LIFT, MANUAL TILT ***
Scale Equipped	Single-Stage with 60" (1.5 m) Lift	515-N-110	515-T-114 515-N-114 515M-T-114	515-N-115	515-N-120	515-T-124 515-N-124 515M-T-124	515-N-125	515-T 515M-T 515-N
	Two-Stage with 106" (2.7 m) Lift	525-N-110	525-T-114 525-N-114 525M-T-114	525-N-115	525-N-120	525-T-124 525-N-124 525M-T-124	525-N-125	525-T 525M-T 525-N
Non Scale Equipped	Single-Stage with 60" (1.5 m) Lift	510-110	510-114 510M-114	510-115	510-120	510-124 510M- 124	510-125	510 510M
	Two-Stage with 106" (2.7 m) Lift	520-110	520-114 520M-114	520-115	520-120	520-124 520M-124	520-125	520 520M

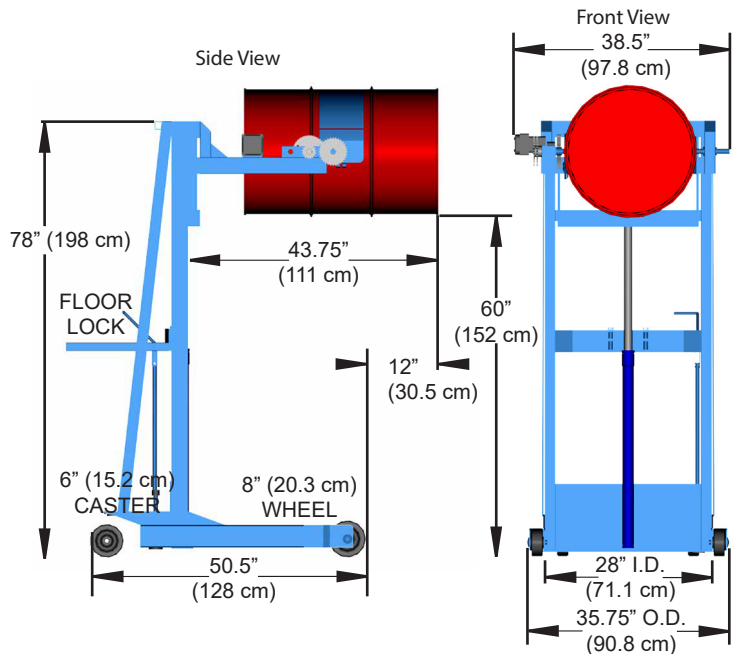
#### 520 and 525 Series Two-Stage Drum Pourers

- Dispense at up to 106" (269 cm) high
- Retract to a minimum height of 78" (198 cm)
- Turning Radius: 68.25" (174 cm)
- Lowest position of bottom edge of 8" (20.3 cm) wide drum holder
  - 520 Series: 9.5" (24.13 cm) above floor
  - 525 Series: 12.5" (31.75 cm) above floor
- Highest point of frame at a given dispensing height:
  - D = Dispensing height with drum horizontal
  - Highest Point = 78" (198 cm) + (D x 0.5)



#### 510 and 515 Series Single-Stage Drum Pourers

- Dispense at up to 60" (152 cm) high
- Retract to a minimum height of 78" (198 cm)
- Turning Radius: 61" (155 cm)
- Lowest position of bottom edge of 8" (20.3 cm) wide drum holder
  - 510 Series: 9.5" (24.13 cm) above floor
  - 515 Series: 12.5" (31.75 cm) above floor



"T" in Model # = Intrinsically safe scale indicator

"N" in Model # = NOT for hazardous areas

"M" in Model # = Model with spark resistant parts such as drum holder bands made of monel

\* Standard motors are TEFC, 1HP for 115V AC, 60 Hz

\*\* 12V DC power option includes battery and 110V AC charger

\*\*\* Manual tilt control for 510 and 515 Series is hand crank. Manual tilt control for 520 and 525 Series is chainwheel and pull-chain.

† Air motor requirements: 40 to 60 PSI at 40 SCFM.