



# 85A, 85AM & 85G

## SPECIFICATIONS SHEET

- Lift and pour 22.5" (57 cm) diameter ribbed 55-gallon (210 liter) steel drum
- Grasp drum and turn by hand to dispense within reach
- Capacity: 800 Lb. (363 kg) full drum  
500 Lb. (227 kg) half-full drum
- Factory load tested and ships with load test certificate



Built with welded structural steel for long service. Use tilt locks at each side of frame to lock drum in upright position. Can also lock in horizontal or 45° position to pour. When unlocked, manually tilt drum by hand tilt to any angle to dispense contents. Rotate drum by hand 360° in either direction.


High strength lifting components as specified by OSHA for overhead lifting.

Morse below-the-hook drum handlers are manufactured by Morse Mfg. Co., Inc. in Syracuse, NY U.S.A. Each and every one is load tested at the factory at 125% of rated capacity as per American National Standard ANSI/ASME B30.20, and a load test certificate is enclosed with each unit when shipped.

Morse drum lifters comply with ANSI/ASME B30.20 standard for mechanical, below-the-hook lifting devices as it applies to the following:


- Rated load markings and unit identification
- Minimum design safety factor of 3, based on yield strength, for load bearing structural components
- Welding is performed by certified welders who have passed the ANSI/AWS D14.1 welding qualification test
- All welding is in accordance with ANSI/AWS D14.1 and ASME BTH-1

## BELOW-HOOK DRUM KARRIERS



### Models 85A and 85AM

Cinch chain and ratchet to secure drum. Ratchet and spring loaded pawl with strong teeth. Redundant safety features for reliability and ease of use. High strength, wear resistant cinch chain manufactured to Morse specifications.



### Model 85G

3-Piece Drum Holder with 8" (203 mm) wide metal band is hinged on sides. Toggle clamp secures the drum in the holder.

Model	Drum Holder
85A	Cinch chain and ratchet
85AM	Adds spark resistant parts
85G	3-Piece drum holder



Suspended Drum-Karrier from hook. Push so drum holder engages between drum ribs.



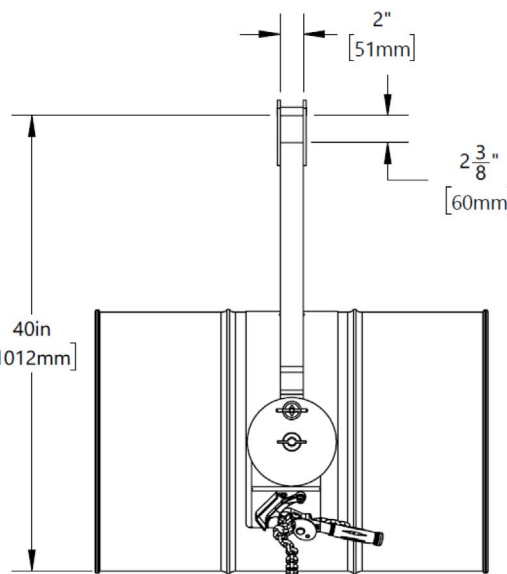
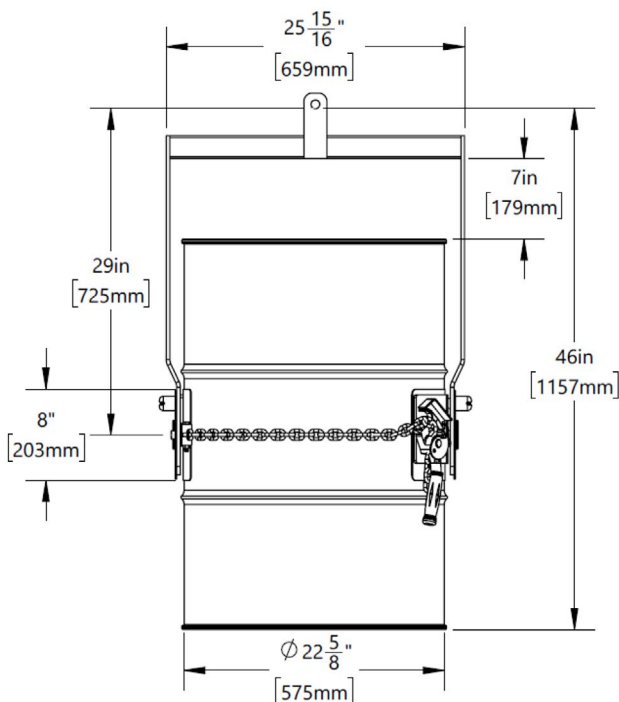
Tighten cinch chain around drum to secure it in drum holder... no tools required. Apply suitable tension to secure drum. Raise hoist and move drum for dispensing.



Lock drum upright for transporting. Can also lock in horizontal or 45 degree position for dispensing.



Pull out tilt locks and grasp drum to turn by hand 360° in either direction and dispense contents. Can also lock drum at horizontal or 45 degrees to pour.



## Options & Accessories

### Fork Pocket Kit 6315-P

Add fork pockets to below-hook drum handler. Install on model 85A, 85G, 85i, 86, 185A, 185G, 185A-HD or 185G-HD.

**NOT** for model with spark resistant parts.



Kit 6315-P installed on model 185A



Attach **Asymmetric Drum Cone** to drum to control dispensing of dry material with Morse drum carrier.

Shown with slide gate (Kit SG) to start and stop material flow. Iris valve (Kit IV) also available.