



GEK-310 SERIES

SPECIFICATIONS SHEET

GUARD ENCLOSURE KITS

Safety Enclosures for Tilt-To-Load Drum Tumblers

Enclosures for Morse Tilt-To-Load Drum Tumblers have a safety interlock to automatically shut off drum Tumbler when gate is opened.

Open enclosure gate, place drum onto drum Tumbler. Then close the gate to allow operation. Connections are included for air powered models only. Customer to provide controls and connections for 1-phase and 3-phase AC models.

Install all Morse Drum Rotators in accordance with OSHA, CSA or CE requirements for enclosure and safety interlock, etc. Drum Tumbler automatically turns off when enclosure door is opened.

For OSHA compliance, see OSHA subpart O.1910.212(a)@ "Barrels, containers, and drums. Revolving drums, barrels, and containers shall be guarded by an enclosure which is interlocked with the drive mechanism, so that the barrel, drum, or container cannot revolve unless the guard enclosure is in place." Power connections and motor controls must comply with applicable codes.



Load with drum truck at floor level



Close door to engage interlock

Enclosure Kit	Fits Drum Tumbler Model	Gate Switch
GEK-310-1	310-1	AC
	310-1-50	
GEK-310-3	310-3	AC
	310-3-575	
	310-3-50	
GEK-310-E1	310-E1	AC Explosion proof *
	310-E1-50	
GEK-310-E3	310-E3	AC Explosion proof *
	310-E3-50	
GEK-310-A	310-A	AIR Switch



Magnet door closure



GEK-310 SERIES

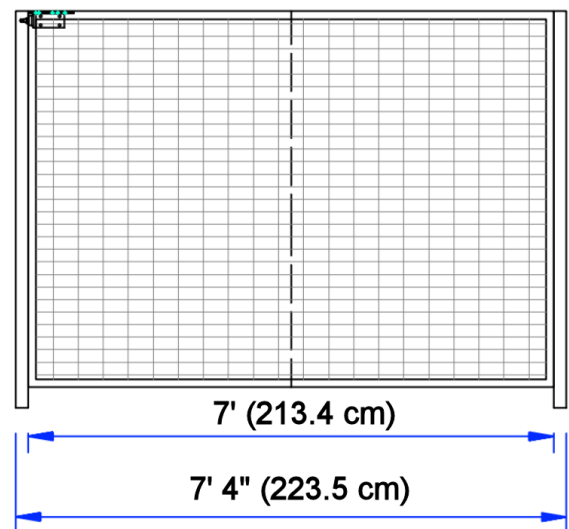
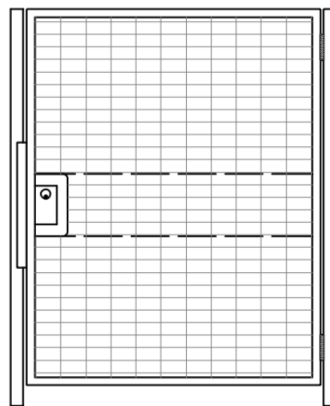
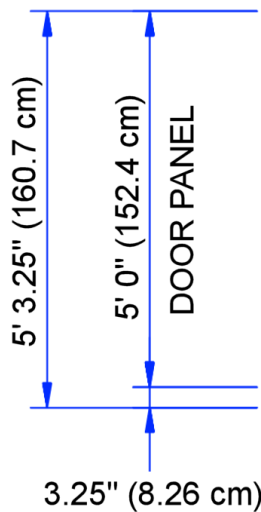
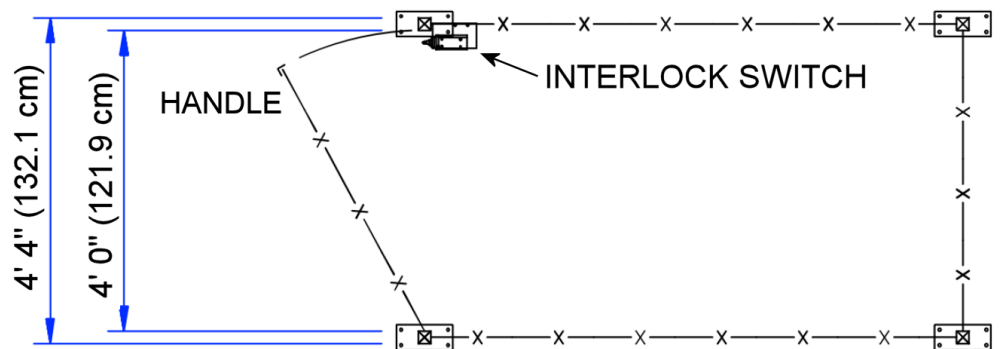
Tilt-To-Load Drum Tumbler Enclosure Kits

SPECIFICATIONS SHEET

DIMENSIONS

Outside post-to-post dimensions
L88" x W52" x H63.25"
 (224 x 132 x 161 cm)

4' (121.9 cm) Wide Hinge Door Opening



Parts List			
Qty.	Width	Height	Description
1	4' 0" (123 cm)	5' 0" (152.4 cm)	Wire Mesh Panel
2	7' 0" (213 cm)	5' 0" (152.4 cm)	Wire Mesh Panel
1	3' 10-7/8" (119 cm)	5' 0" (152.4 cm)	Hinge Door
4	2" (5.1 cm)	5' 3.25" (161 cm)	Corner Post