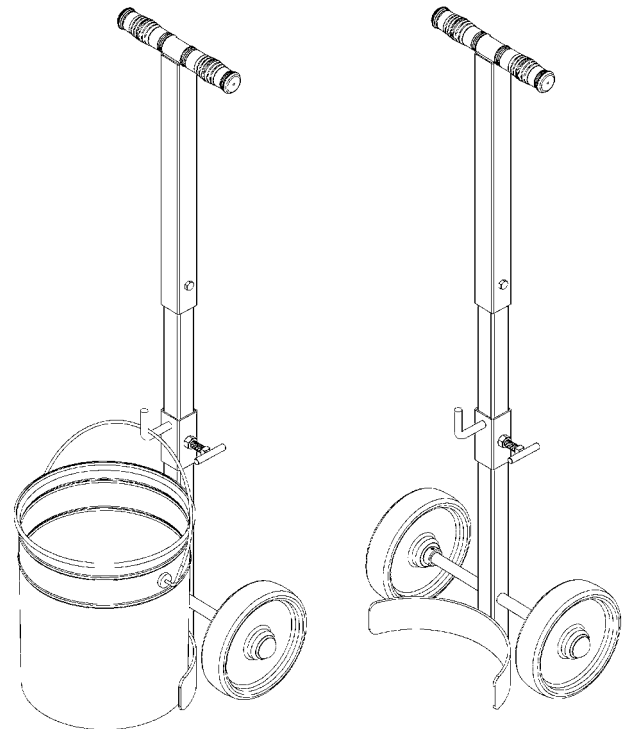


CONTENTS

	Page
Receiving Procedures.	1
Warranty.	1
Safety Information.	1
Assembly Instructions.	2
Parts List & Diagram.	3

Operator's Manual
for Morse **PailPRO™** 5-Gallon Pail Truck
Model 152-5

Serial Number 0511 to ____ (MMYY)



Receiving Procedures

Every Morse drum handler is inspected prior to shipping. However, damage may be incurred during transit.

- Check for visible damage. If you choose to accept damaged freight, always sign noting the damage on the **BILL OF LADING**.
- Document the damage and have the truck driver sign. We recommend keeping a digital camera at your receiving dock for this purpose.
- Open packages expeditiously to check the condition of the goods. There is only a 24 hour window to notify the carrier of any concealed damage.
- **IMMEDIATELY REPORT ALL DAMAGE TO THE SHIPPING COMPANY!** Then you may contact Morse for assistance with your freight claim.
- Morse Manufacturing will not be held responsible for any damaged freight that is not signed for as damaged.

Delivery to non-business addresses without a loading dock result in additional freight charges. Residential delivery fees, inside delivery fees, re-delivery charges, and lift gate services will be added by the truck line, and are non-negotiable.

Limited 2 Year Warranty

Morse drum handling equipment is guaranteed against defects in workmanship or materials for **TWO YEARS** when used properly within its rated capacity. Warranty does not cover wear from normal use or damage from accident or abuse. Motors and other purchased parts carry the warranties of their manufacturers.

For warranty claims, contact your Morse Dealer to obtain a return authorization number, and for return freight advice. Return freight must be prepaid.

In all instances, liability is limited to the purchase price paid or to repairing or replacing the product. Customer assumes liability for any modifications, unauthorized repairs or parts substitution.

Safety Information

While Morse Manufacturing Co. drum handling equipment is engineered for safety and efficiency, a high degree of responsibility must be placed upon the machine operator to follow safe practices, based primarily on common sense, upon which true safety depends.

Failure to follow the safety precautions in this manual can result in personal injury or property damage. Observe the same precautions as with similar machinery where carelessness in operating or maintenance is hazardous to personnel. Carefully read the safety precautions below and throughout this manual.

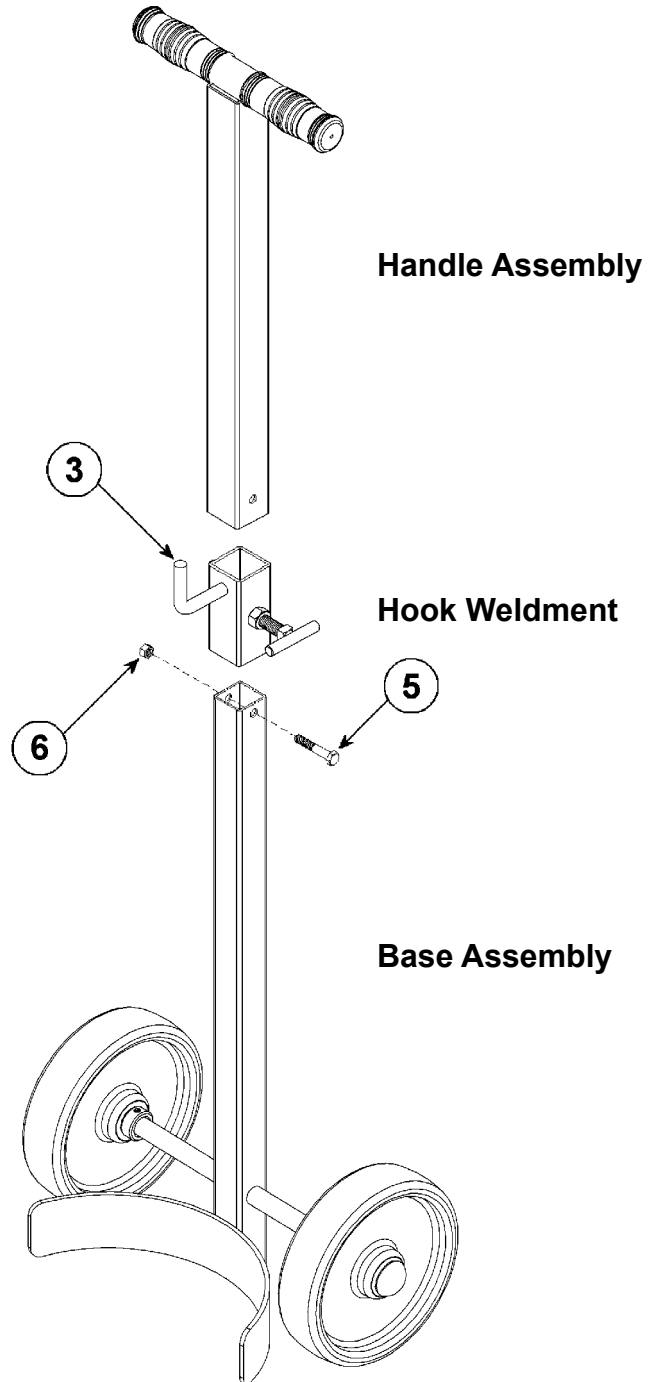
Model 152-5 PailPRO™ 5-Gallon Pail Truck
with Serial Number 0511 to ____ (MMYY)

Assembly Instructions

This design requires some assembly
and saves on shipping charges.

1. Slide the Base Assembly tube through the Hook Weldment (item 3) and into the Handle Assembly tube and align drilled holes.
2. Insert bolt (item 5) through the aligned holes and secure with Lock Nut (item 6) to fasten the Handle Assembly to the Base Assembly.

Note: Slide the Hook Weldment on the Base Assembly tube and tighten with T-screw at position to engage the handle of your pail.



WARNING: This product can expose you to chemicals including cobalt, titanium dioxide, and 2-methylimidazole, which are known to the State of California to cause cancer, and bisphenol-A, which is known to the State of California to cause birth defects or other reproductive harm. For more information go to www.P65Warnings.ca.gov

Model 152-5 PailPRO™ 5-Gallon Pail Truck with Serial Number 0511 to ____ (MMYY)



IMPORTANT NOTE

4-Digit serial numbers
are simply the month
& year of manufacture

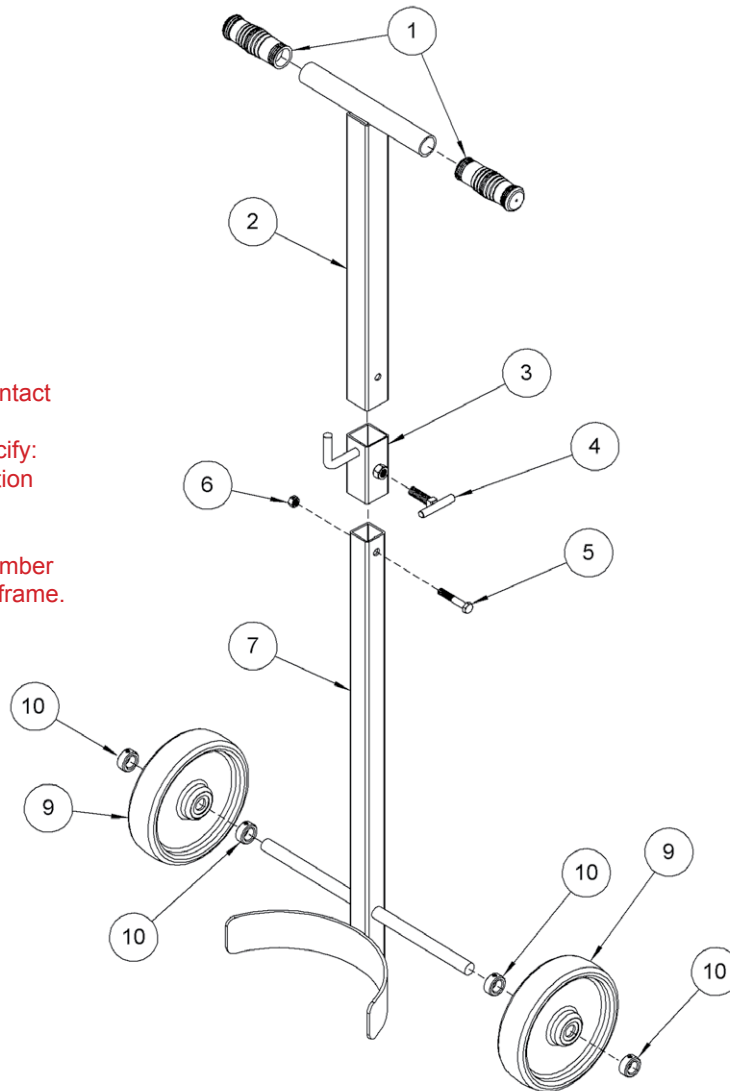
Example: 0802 is
August 2002

For replacement parts, please contact
your Morse dealer.

When ordering parts, please specify:

- Part number and description
- Model number
- Serial number

Find model number and serial number
on metal name plate attached to frame.



ITEM	QTY	PART #	DESCRIPTION
1	2	83-P	GRIP, HANDLE, 1-1/4 X 4-1/2
2	1	4980-P	HANDLE WELD, 152-5
3	1	4977-P	HOOK WELD, 152-5
4	1	1372-P	TEE HANDLE, BRACKET ASM, 1-1/2
5	1	82-P	HHCS, 3/8-16 X 2-1/4 GR2
6	1	1169-P	NUT, 3/8-16 REV HEX LOCK
7	1	4973-P	FRAME WELD, PAIL TRUCK
9 *	2	87-P	WHEEL, MORTUF, 8", 3/4" BRG
10 *	4	15-P	COLLAR, 3/4" ID
* Recommended spare parts			