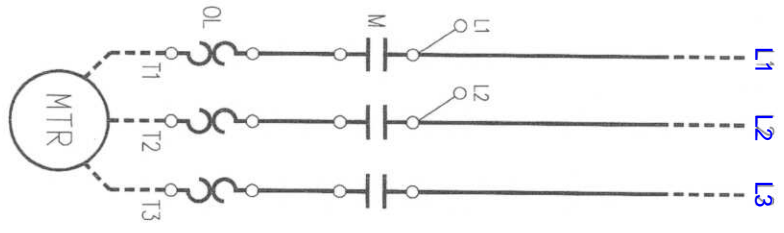


CUSTOMER TO SUPPLY PROPERLY PROTECTED  
INCOMING POWER AS PER LOCAL CODES.  
(USE 75°C COPPER WIRE ONLY)

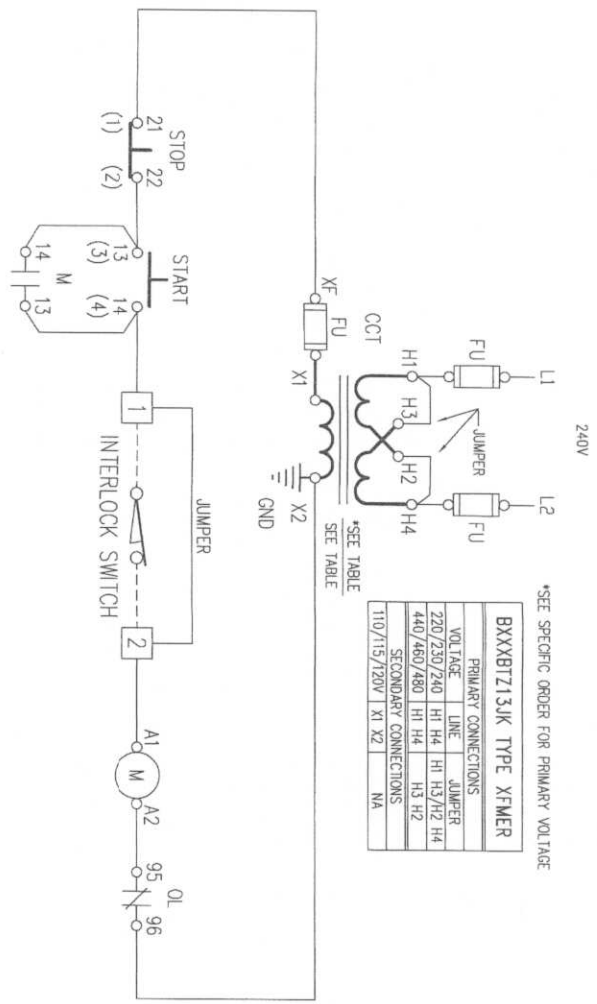
INCOMING POWER  
240V 3Ø 60HZ



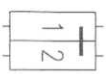
NON COMBINATION  
5.4FLA

\*SEE SPECIFIC ORDER FOR PRIMARY VOLTAGE

BXXXXT13JK TYPE XFMR	
PRIMARY CONNECTIONS	
VOLTAGE	LINE
220/230/240	H1 H4
440/460/480	H1 H4
SECONDARY CONNECTIONS	
110/115/120V	X1 X2
	NA



TERM. BLOCK DETAIL



- NOTES:
- 1) TB JUMPER TO BE REMOVED IF INTERLOCK SWITCH IS USED.
  - 2) X2 TERMINAL GROUNDED AS STANDARD, REMOVE IF NOT REQUIRED.

NOTICE

THIS DRAWING IS THE CONFIDENTIAL  
PROPERTY OF SPRECHER-SCHUH INC.  
and, as such, is subject to recall at  
any time. The drawing may not be  
reproduced, used or disclosed for  
any purpose except as authorized by  
SPRECHER-SCHUH INC.

DRAWN BY:	MB
CHECKED BY:	MH
APPROVED BY:	POD
DATE	

CUSTOM CONTROL PANEL  
FVNR W/ START-STOP  
PART NUMBER - 3819C-P  
AUBURN ARMATURE - MORSE MFG

**sprecher+**  
**schuh**  
HOUSTON,  
SHEET 3 OF 3  
DMG. NO.  
CCP WS-615-1999